

Epic: A love story for the ages

Love is showing others how much they matter to you.



MEMORY VERSE

“Here is what love is. It is not that we loved God. It is that he loved us and sent his Son to give his life to pay for our sins.”
1 John 4:10, NIV

Bible Story

Greatest Commandment
Matthew 22:34-40

Love God by loving others.



Weekly Cues



Morning Time

As your kid starts their day, share your favorite memory from the past few months.



Meal Time

At a meal, ask everyone at the table: “What are some ways you’ve seen how much God loves you by how others have treated or cared for you?”



Drive Time

While on the go, ask your kid: “What was your favorite thing the past few months?”



Bed Time

Pray for each other: “God, help us to love the people we encounter each day, and to show them how good and kind you are by the way we treat them.”



PARENT CUE

Download the free Parent Cue app
AVAILABLE FOR APPLE AND ANDROID DEVICES

©2022 Parent Cue. All Rights Reserved.

Love is showing others how much they matter to you.

Read: John 15:12

DAY 1

Loving Others

With some scissors, paper, and adult supervision cut out a heart shape. Then, try and fill the inside of the heart with the names or drawings of people you love!

Save this for later in the week.

KNOW that God put others in your life to practice love.

DAY 3

Love One Another

Using your Bible, look up John 15:12. Read through this verse a few times. Talk with someone about what God does to love us and what we can do to show that love to others. Think of a way to do one of the things you just talked about to show someone you love them.

ASK God to help you love others.

DAY 2

Love With All of You!

If you can, ask someone to do this with you!

Spell out the word LOVE using your body! Lay on the floor and spell out each letter of L-O-V-E. If you have help, each of you can pick a different letter or take turns.

Ask if someone in your family can take a picture of each complete letter! That way you can see the love!

LOOK for ways that you can show others love.



DAY 4

Words of Love

Grab that heart you drew a few days ago. Sit down and pray for each person on the heart. Pray that you can love them the way they love you! You can use the prayer below as an example:


~~~~~  
Dear God, Thank You so much for giving me people who love me. I love them back! I pray today for, (name of people on your list). Help me love them the way that You love me. I love You, God. Amen.

~~~~~  
THANK God for loving you so much.



Love God by loving others.

At the end of the week, decorate and cut out the hearts below. Then, share the love with the people around you!



Love is showing others how much they matter to you.

DAY 1

Read 1 John 4:21

This month is all about love which is showing others how much they matter to you. And today’s verse makes it pretty clear that God wants us to love others so much that it’s a command.

So, what is a command? A command is an order given by someone in charge.

Catch a Command

Did you catch the command given by God in today’s verse? Circle the correct answer below.

- 1. Give all your money to God.
- 2. Pray nine times a day.
- 3. Love your brother and sister.

God gives a simple command to love others. But just because it’s “simple” doesn’t mean it’s easy. It’s hard to show love when someone acts difficult or rude towards you.

But we don’t love others because of what they do. We love others because of who God is. God IS love. We can show God love by showing love to others.

DAY 2

Read Matthew 22:37-39

One of the religious leaders asked Jesus, “What is the most important commandment in the Law?”

Jesus answered simply.

- 1. Love God.
- 2. Love others.

As followers of Jesus, we are to love God above all else, with every part of ourselves—heart, soul, and mind. But Jesus followed that command with another one of equal importance: Love your neighbor as yourself. Loving others as much as you love yourself is NOT something you can do on your own. We need God’s help.

Pray for Your Neighbor

Think of a “neighbor” you see most every day. Fill in the blank in the prayer below and then use it a guide as you talk to God.

Dear God, thank You for making (Person’s name), I know You love them. Help me to show love this week. Each time I think of myself, help me to think of them too. Thanks for loving me always. In Jesus’s name I pray, amen.

Read 1 John 4:7-8

Love is SHOWING others how much they matter to you. Love requires action. But we have God to help us show love.

Love One Another

Find one person in your world that could use a little love and think of one way you could show love right now. Write down your plan or talk with someone to help you come up with a plan to show love.

Read 1 John 4:16

If you haven't figured it out by now, God loves you. No one will love you as much as God loves you. You can depend on God's love for you.

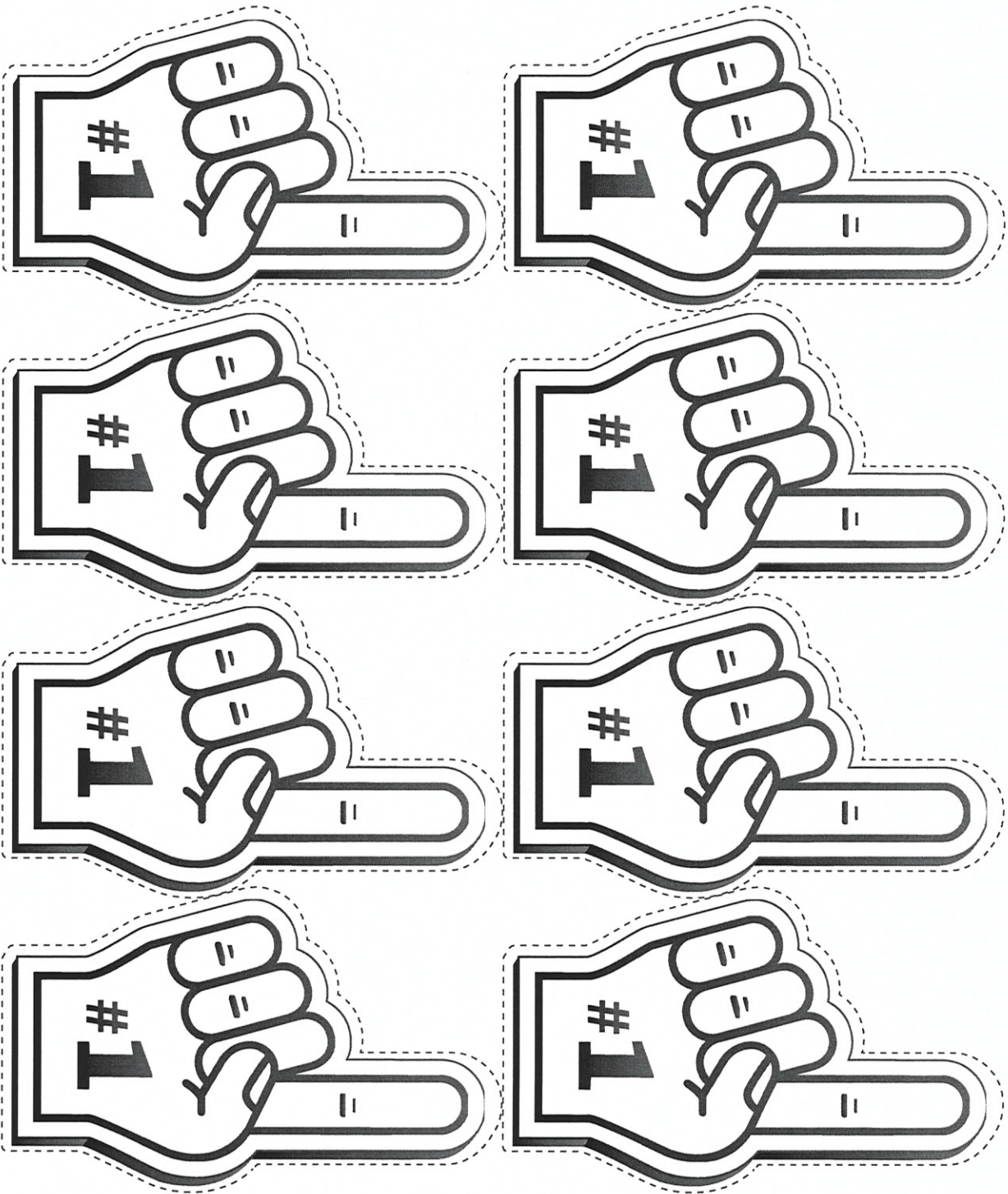
Have you ever stuck your water bottle under the tap to fill it up and been distracted by something happening around you? What happens if you take your eyes off the bottle? It overflows, right?

When you understand just how much God loves you, then you can share that love with others. When love is what goes in, love is what flows out!

Love In Love Out

- 1. Grab an index card or scrap of paper.
- 2. Write LILLO ("Love In Love Out") in big block letters.
- 3. Tape it to the side of your water bottle.
- 4. Remember this week that God loves you and that big love should come out in how you treat others this week. Because you love God by loving others.

Love God by loving others.



--	--	--	--	--	--

What to Do:
Print on cardstock and cut out. Provide one for each kid.




What to Do:
Print on cardstock. Provide one picture for each kid and an additional set for each small group.



What to Do:

Print on cardstock. Provide one picture for each kid and an additional set for each small group.



What to Do:

Print on cardstock. Provide one picture for each kid and an additional set for each small group.



What to Do:
Print on cardstock. Provide one picture for each kid and an additional set for each small group.





What to Do:
Print on cardstock. Provide one picture for each kid and an additional set for each small group.



What to Do:
Print on cardstock. Provide one picture for each kid and an additional set for each small group.

"Ways to Love" Activity Page 7/8
August 2022, Week 1, Small Group K-1
©2022 The reThink Group, Inc. All rights reserved.

