

Pet Project: See it through

Responsibility is showing you can be trusted with what is expected of you



MEMORY VERSE

"Suppose you can be trusted with something very little. Then you can also be trusted with something very large."

Luke 16:10a, NIV

Talk About the Bible Story

Open the Bible together and read Matthew 22:36-40 or watch the video together on the Parent Cue app.

Engagement Questions

- What are things you're expected to do?
- What makes you feel loved?
- How can you **love God and love others** this week?

Faith and Character Activity

Scan the QR code below for activities to guide kids at every phase to trust Jesus in a way that changes how they see God, themselves, and the rest of the world.



Scan the QR code to get started

Prayer

"God, thank You for trusting us to love Your people. This week, please open our eyes to how we can love You and love others. Please use us to show the love of Jesus to the world around us this week! We love You, and we pray these things in Jesus' name. Amen."

Weekly Parent Cues

Elementary

ENGAGE IN EVERYDAY MOMENTS TOGETHER



Morning Time

As your kid starts their day, tell them something about them that you love, something that makes you smile when you think about it.



Meal Time

At a meal this week, have everyone at the table answer this question: "What are some ways we can love God this week? What are some specific ways we can love others this week?"



Drive Time

While on the go, ask your kid: "Who is someone that when you think about them, it makes you smile? What is it you like the most about them?"



Bed Time

Pray for each other: "God, help us to love You and love others this week. Show us specific ways we can, and give us the courage and compassion to do it."

More Ways to Engage with Your Kid

Faith & Character Activities



Worship Song of the Month



Download the Parent Cue app

AVAILABLE FOR APPLE AND ANDROID DEVICES



Responsibility is showing you can be trusted with what is expected of you.

Read: Matthew 22:37-39

DAY

1

Love God by Loving Others

Show God's love by showing how others are important to you. With your parent's help, schedule a play date with a friend. Bring something that you can share with your friend. Show them God's love by sharing and caring for them during your time together.

ASK God to help you love others just like God loves you.



DAY

2

The Greatest Commandment

Matthew 22:36-40 tells us that Jesus said the greatest commandment was to "love God and love others." Go outside with your grownup and find a rock. Write Jesus' most important commandment on your rock, just like how the original commandments were written on stone. If you can't find a rock, draw one on some paper and add the commandment.

LOOK for ways that you can "love God and love others."

Love God and love others.



DAY

3

Read God's Word

Reading the Bible is one of the amazing ways to show love to God. We can read the Bible to learn more about God. Open up a Bible to Matthew 22:37-40. Read through the verses a few times. Talk with a friend or family member about other ways you can love God and love others today.

KNOW that when we read God's Word, we are showing love to God.



DAY

4

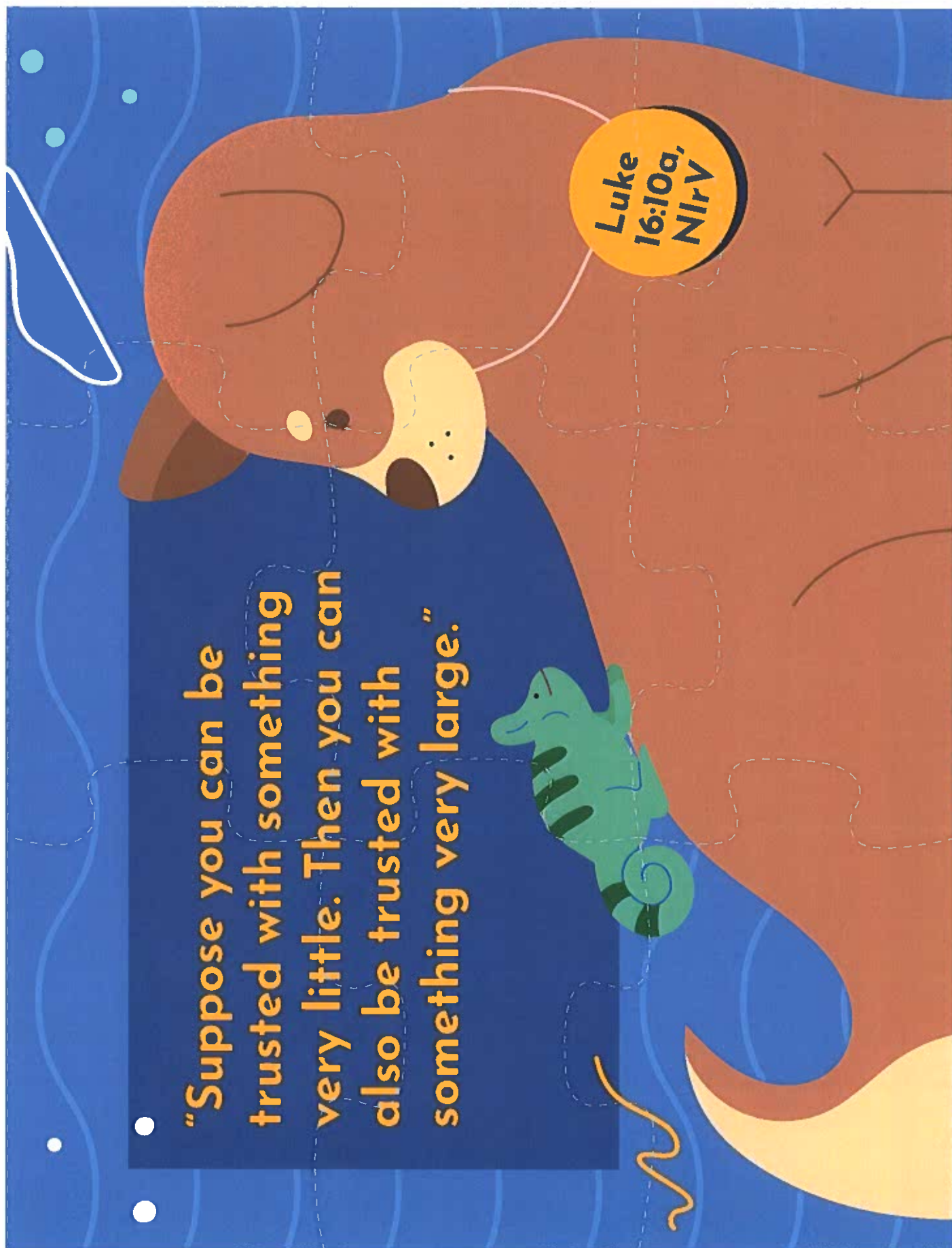
Talking with God

Another amazing way to love God is to pray. When you pray, you can talk to God about what is going on with you and express thankfulness for all God has done. You can pray your own prayer or pray something like this:

~~~~~  
 "Dear God, thank You for loving me. Thank You for giving me stories in the Bible as examples of how to show love to others. I pray that I can show others that I love them this week. Please help me to share and be kind. Thank You for being with me each step I take this week. I love you, God. Amen."  
 ~~~~~

THANK God for being an example of showing love.







What to Do:
Print on cardstock and cut apart, one set for every two or three kids.

"Puzzle Verse" Activity Page, NlrV
January 2024, Week 2, Small Group K-1
©2023 The reThink Group, Inc. All rights reserved.


FOOD




TOYS



BED




CLEANING




What to Do:
Print on paper, one page for every two or three kids.


FOOD



TOYS



BED




CLEANING




What to Do:
Print on paper, one page for every two or three kids.

"Responsible Love: Pets" Activity Pages
January 2024, Week 1, Small Group 2-3
©2023 The reThink Group, Inc. All rights reserved.


FOOD




TOYS



BED




CLEANING





What to Do:
Print on paper, one page for every two or three kids.

"Responsible Love: Pets" Activity Pages
January 2024, Week 1, Small Group 2-3
©2023 The reThink Group, Inc. All rights reserved.


FOOD




TOYS



BED




CLEANING





What to Do:
Print on paper, one page for every two or three kids.

"Responsible Love: Pets" Activity Pages
January 2024, Week 1, Small Group 2-3
©2023 The reThink Group, Inc. All rights reserved.

FOOD



TOYS



BED




CLEANING




What to Do:
Print on paper, one page for every two or three kids.

"Responsible Love: Pets" Activity Pages
January 2024, Week 1, Small Group 2-3
©2023 The reThink Group, Inc. All rights reserved.



KIBBLE



CAN OF TUNA



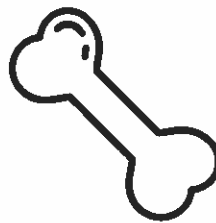
PELLETS




SEEDS




FISH FOOD




BONE



YARN



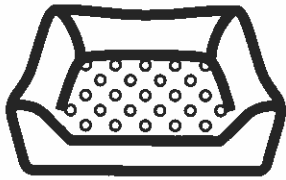
HAMSTER WHEEL



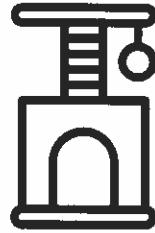
SUET




CASTLE



BED



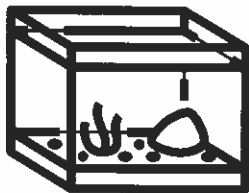
CAT TREE TOWER



CAGE




HOUSE



TANK



SHAMPOO




LITTER BOX



HAY



CLEANING SPRAY



PURIFIER