

Preteen

Cookout: It's worth the wait

Patience is waiting until later for what you want now.



Talk About the Bible Story

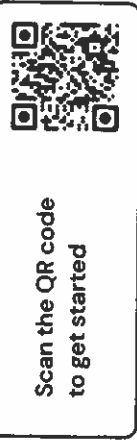
Open the Bible together and read Luke 2:25-35 or watch the video together on the Parent Cue app.

Engagement Questions

- How did the people in the story show trust in God?
- How do we know that God is with us while we're waiting?
- **What are you waiting for right now?**

Faith and Character Activity

Scan the QR code below for activities to guide kids at every phase to trust Jesus in a way that changes how they see God, themselves, and the rest of the world.



Scan the QR code to get started

Prayer

"Dear God, thank You for being with us while we wait. You will never leave us. Show us how to wait well, no matter the situation. We love You and we pray these things in Jesus' name. Amen."

MEMORY VERSE

"Wait for the Lord. Be strong and don't lose hope. Wait for the Lord."

Psalms 27:14, NIV

Weekly Parent Cues



Preteen

ENGAGE IN EVERYDAY MOMENTS TOGETHER



Morning Time

As your kid starts their day, remind them that you love them no matter what.



Meal Time

At a meal this week, have everyone at the table answer this question: "What are you waiting for right now?"



Drive Time

While on the go, ask your kid: "What are some things you had to wait for today?" (Make sure you answer this too.)



Bed Time

Pray for each other: "God, help us to remember that while we're waiting, we are never alone. You are always with us."

More Ways to Engage with Your Kid

Faith & Character Activities



Worship Song of the Month



Download the Parent Cue app

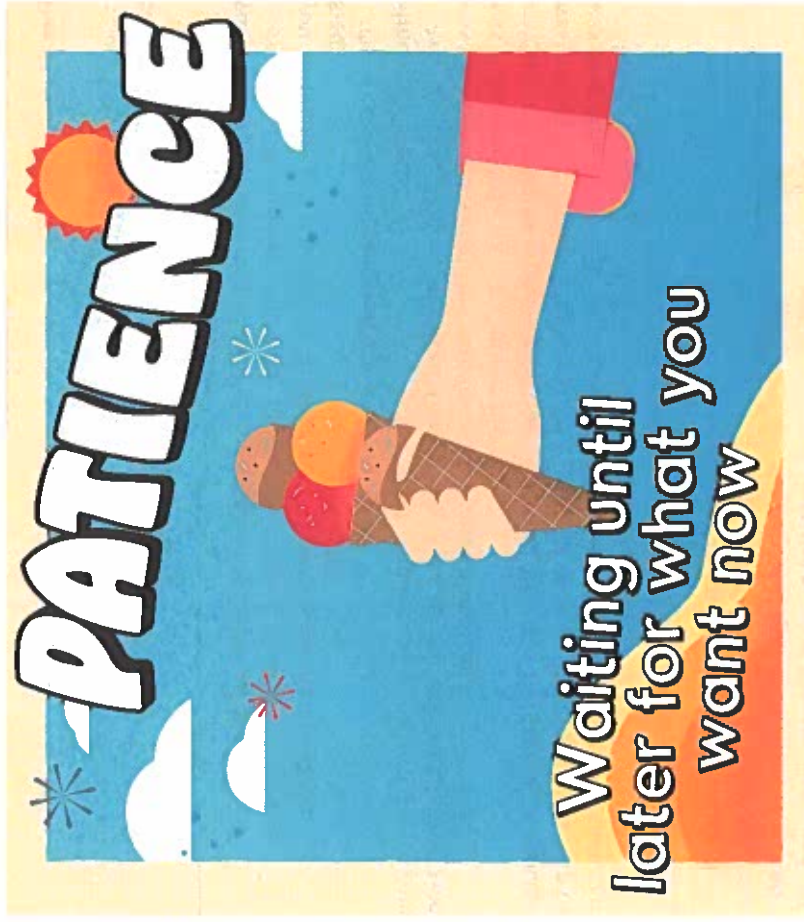
AVAILABLE FOR APPLE AND ANDROID DEVICES



Spend some time thinking about the question below and journal your thoughts or share them with a parent.

What are you waiting for right now?

Handwriting practice lines for journaling.



Day 1

After watching, write one thing that:

1. You liked:

Visit the Parent Cue app (available for iOS and Android) to watch this week's Bible story.

2. You learned:

Download it for free at parentcue.org/app.

3. You'd like to know:

Even if you already saw it at church, feel free to check it out again!

Day 2

Read Luke 2:25-32

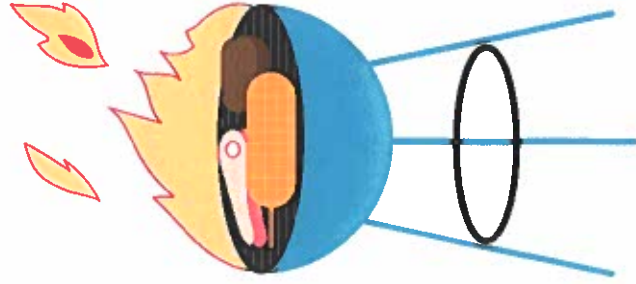
As you read Luke 2:25-32, put a star by each name for God that is mentioned.

How many stars did you draw?

Depending on what translation you read and whether you included pronouns, the number will vary, but you probably got somewhere around 8-10.

There is no doubt that God was with Simeon, is there?

And because Simeon realized God was with him, he recognized who Jesus was right away! He wasn't alone in his waiting, and he knew when the waiting was coming to a close—all because God was with him.



Day 3

The Holy Spirit led Simeon to the temple, then to the temple courtyard and then to Jesus Himself.

But Simeon also had to be paying attention to the Spirit and what God wanted him to do.

Paying attention and staying connected to God through prayer can both help us wait and help us recognize when our waiting is done!

Take some time to connect to God right now. You can walk around as you pray, thinking of Simeon as he walked into the temple. You can find a special spot in your house where you feel closest to God. You could also pray from the place where you find waiting to be the hardest.

Wherever you're praying from, include these things as you pray:

Thank and praise God for making you and for walking with you through life, especially as you wait.

Share with God what you are waiting for right now—or what you sometimes struggle with waiting for.

Ask God to give you the strength to wait until later for what you want now.

Look for God to answer your prayers—perhaps through ways you don't expect!

Day 4


God is with you while you wait.

Go find an adult who has been following God for a long time. Bring some candy or other treat, but don't eat it yet.

Ask them about a time they had to wait a long time but they knew God was with them. Then follow up with these questions:

- 1) How did you know God was with you?
- 2) How did knowing God was with you help you wait?
- 3) How did your waiting end? Did you get what you wanted/needed?

After you are done asking them questions, you can share the treat you brought with them. Was it hard to wait until you were done asking questions to enjoy the treat? Even if it was, imagine how much more you're enjoying the treat now since you can really focus on it!



Day 5

What are you waiting for right now?

Try to answer as many of these questions as you can:

1. What is something fun you are waiting for right now?


2. What is something you need that you are waiting for right now?

3. What is something you are nervous about that you are waiting for?

4. What is something you want that you are waiting for right now?





Now, go back and circle the numbers of the situations where God is with you.

Did you circle them all? You should have! Because God is with **while** you wait for something good or bad... something exciting or scary... something you need or something you want... God is **always** there!



What to Do:
Print on cardstock, at least four for each Small Group.

"Toss it on the Grill" Activity Page
April 2024, Week 4, Preteen Small Group
©2024 The reThink Group, Inc. All rights reserved.



What to Do:
Print on cardstock and cut apart, one card for every kid.