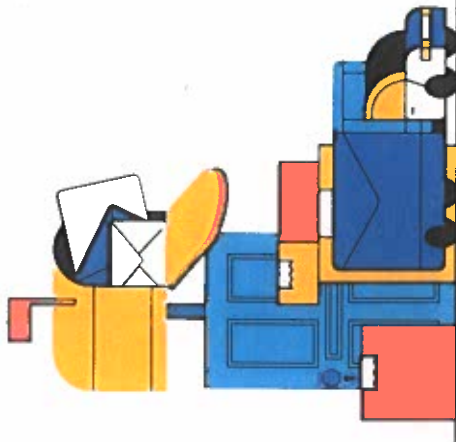


Special Delivery: No postage required

Generosity is making someone's day by giving something away.



MEMORY VERSE

Every good and perfect gift is from God.
James 1:17a, NIV

Talk About the Bible Story

Open the Bible together and read 1 John 3:16-18 or watch the video together on the Parent Cue app.

Engagement Questions

- When has someone been generous to you?
- Why is it important to remember that Jesus showed us how to give?
- How can you give to others this week?

Faith and Character Activity

Scan the QR code below for activities to guide kids at every phase to trust Jesus in a way that changes how they see God, themselves, and the rest of the world.



Scan the QR code to get started

Prayer

"Dear God, thank You for the gift of Jesus so we can see how You want us to show compassion and generosity to everyone. Thank You for the greatest act of love ever when Jesus gave up His life. Help us pay attention to the people around us so we can love others and be generous. We love You, and we pray these things in Jesus' name. Amen."

Weekly Parent Cues

Elementary

ENGAGE IN EVERYDAY MOMENTS TOGETHER



Morning Time

As your kid starts their day, tell them something about who they are that you consider a gift to you personally.



Meal Time

At a meal this week, have everyone at the table answer this question: "What are some ways Jesus gave to others?"



Drive Time

While on the go, ask your kid: "Who is someone you know who is generous?"



Bed Time

Pray for each other: "Jesus, thank You for showing us how to give to others. May we always be willing to share our words or stuff to let others know how much You love them and we do too!"

More Ways to Engage with Your Kid



Faith & Character Activities

Worship Song of the Month



Download the Parent Cue app

AVAILABLE FOR APPLE AND ANDROID DEVICES



Generosity is making someone's day by giving something away.

Read: 1 John 3:16



DAY

1

Show Up

Is there someone in your life who has shown up for you when you needed it the most? We can show up for others by giving them our time and attention. Ask your adult, teacher, or friend what you can do to help them today. Help them by showing up for them.

LOOK for ways to show up for those around you today.

DAY

3

Brothers and Sisters

In 1 John 3:16, John talks about giving our lives for our brothers and sisters. In this case, John doesn't mean literally. John explains that giving our lives for our siblings means showing love to everyone around us. Read the verse and talk about all the people in your life that you can show love to this week.

KNOW that we can give by loving others.



DAY

2

Put It into Action

How do you give generously to others? What can you do to give your time and energy to someone else? Draw or act out a way to help others such as a sibling, parent, friend, or neighbor.

ASK God to help You put your love into action.

DAY

4

Jesus Gave

Jesus gave His life on the cross for us! The ultimate gift, that He gave to us! Thank Jesus for giving up His life for us!

~~~~~  
 "Dear Jesus, thank You so much for giving up Your life for us. You gave us such an amazing example of love and generosity. Please help me to treat others with love and generosity with my time and what I have. Help me to see the needs around me and help where I can. Thank You for all You do. In Your Name, I pray Amen."  
 ~~~~~

THANK Jesus for giving His life so that we can live.



Jesus showed us
how to give.



I love you.

ADD

2

You did a great job!

ADD

2

Thank you.

ADD

2

I'm sorry.

ADD

2

I'm sorry you're sad.

ADD

2

You're nice.

ADD

2

Jesus loves you.

ADD

2

Do you need help?

ADD

2

What to Do:
Print on cardstock and cut apart, one set for each Small Group.

"Helpful or Hurtful" Activity Page
January 2024, Week 4, Small Group K-1
©2023 The reThink Group, Inc. All rights reserved.

You're a good friend.

ADD

2

You can do it!

ADD

2

You're mean!

TAKE AWAY

3

I don't like you.

TAKE AWAY

3

WILD CARD!

ADD

3

WILD CARD!

ADD

3

You're not my friend anymore.

TAKE AWAY

3

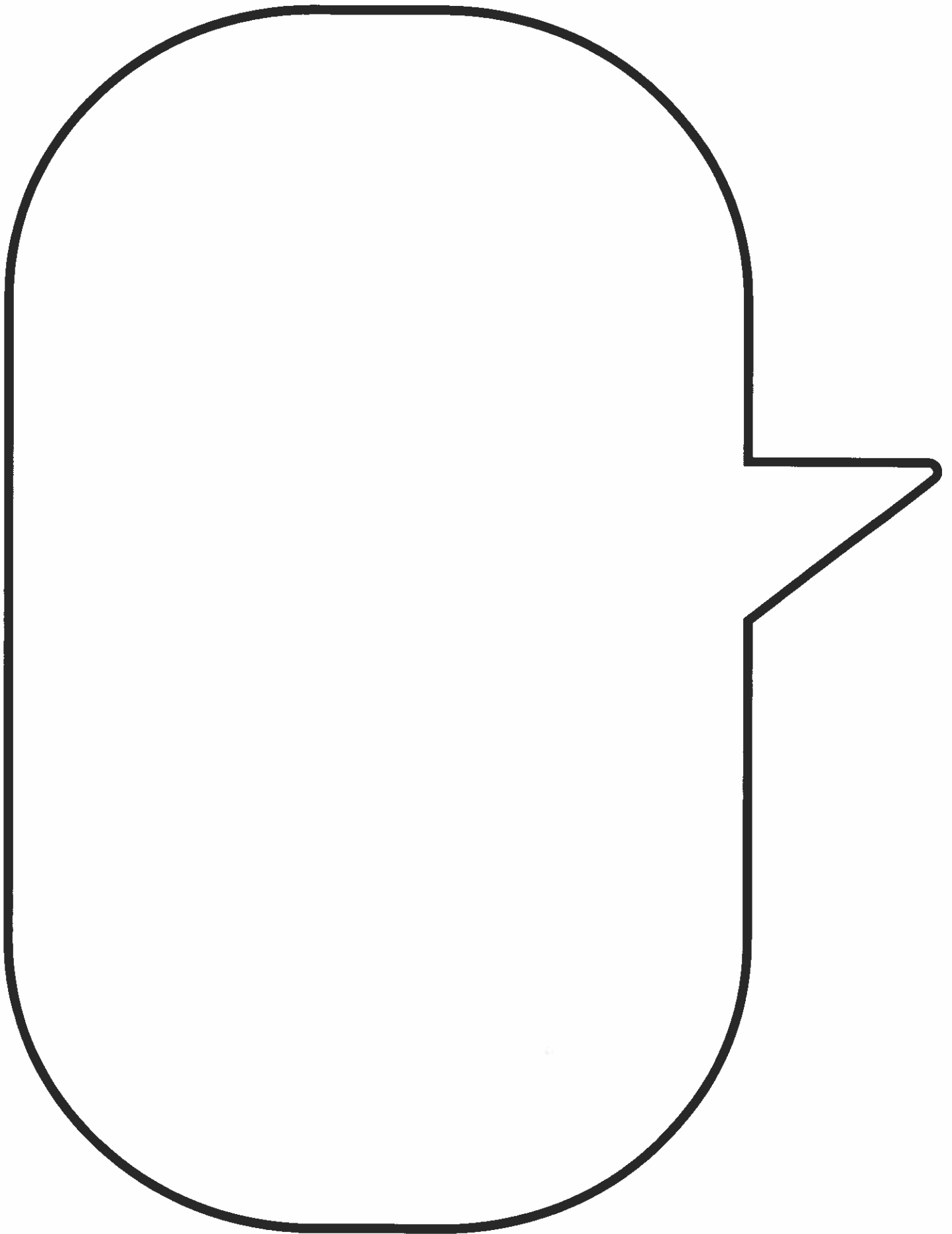
I won't help you.

TAKE AWAY

3


What to Do:
Print on cardstock and cut apart, one set for each Small Group.

"Helpful or Hurtful" Activity Page
January 2024, Week 4, Small Group K-1
©2023 The reThink Group, Inc. All rights reserved.



What to Do:
Print on paper, one for each kid.

"Speech Bubble" Activity Page
January 2024, Week 4, Small Group K-1
©2023 The reThink Group, Inc. All rights reserved.



USE YOUR WORDS WISELY

What to Do:
Print on cardstock and cut out the cat using the outer lines only,
one for each kid.

"When Words Hurt" Activity Page
January 2024, Week 4, Small Group 2-3
©2023 The reThink Group, Inc. All rights reserved.