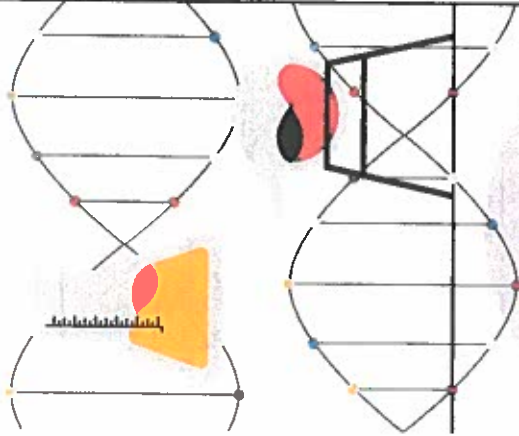


Made: Discover who you're meant to be

Uniqueness is learning more about yourself so you can make a difference.



MEMORY VERSE

How you made me is amazing and wonderful. I praise you for that. What you have done is wonderful. I know that very well.
Psalm 139:14, NIV

Talk About the Bible Story

Open the Bible together and read Acts 16:13-15 or watch the video together on the Parent Cue app.

Engagement Questions

- What are your gifts?
- How could you use that gift to help others know Jesus?
- What can you do to help you discover what you are good at?

Faith and Character Activity

Scan the QR code below for activities to guide kids at every phase to trust Jesus in a way that changes how they see God, themselves, and the rest of the world.



Scan the QR code to get started

Prayer

"Dear God, thank You for making us in Your image and giving each of us unique gifts. Help us to identify ways we can serve You by serving others. Please help us use our skills and talents to do the work You have created us to do. In Jesus' name, Amen."

Weekly Parent Cues



Preteen

ENGAGE IN EVERYDAY MOMENTS TOGETHER



Morning Time

As your kid starts their day, tell them something you admire about the things they do and why you admire that about them.



Meal Time

At a meal this week, have everyone at the table answer this question: "What are your gifts?"



Drive Time

While on the go, name different gifts or abilities people may have, and take turns sharing ideas on how people with those talents can use them to make a difference.



Bed Time

Pray for each other: "God, help us to take what we know about how You made us, and use it to help others around us."

More Ways to Engage with Your Kid



Faith & Character Activities



Worship Song of the Month

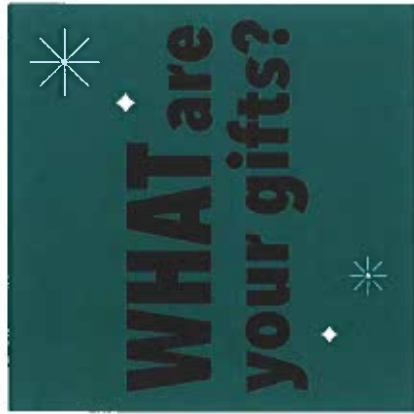


Download the Parent Cue app

AVAILABLE FOR APPLE AND ANDROID DEVICES

Journal

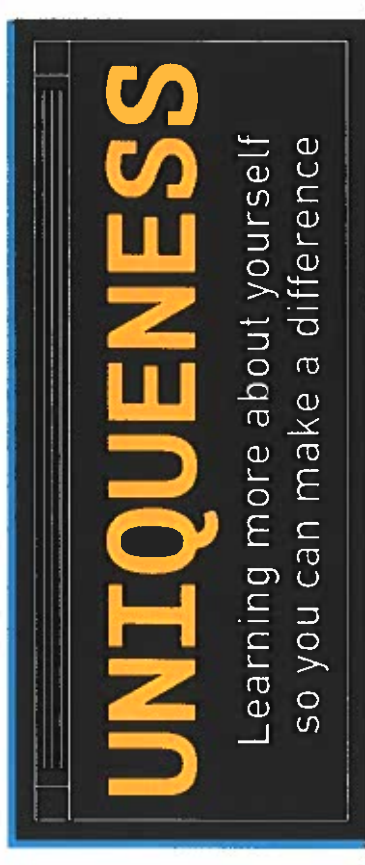
Spend some time thinking about the question below and journal your thoughts or share them with a parent.



Twelve horizontal dotted lines for journaling.

February 2025

Week Three
Preteen



Day 1

After watching, write one thing that:

1. You liked:

Visit the Parent Cue app (available for iOS and Android) to watch this week's Bible story.

2. You learned:

Download it for free at parentcue.org/app.

3. You'd like to know:

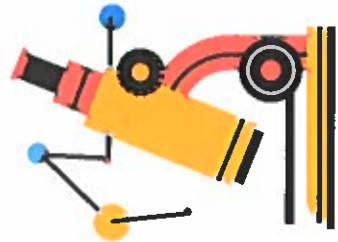
Even if you already saw it at church, feel free to check it out again!

Day 2

Read Acts 16:13–15

After reading the passage, put the following events in order (without looking at your Bible!) Then go back and check your work against the Bible—did you get it right?

- Lydia and her family were baptized.
- Paul and his friends walked down to the river.
- Lydia convinced Paul and his friends to go to her house.
- Paul and his friends went outside the city gate.
- Paul and his friends met Lydia, whose business was selling purple cloth.
- Paul and his friends expected to find a place of prayer.
- God opened Lydia's heart to accept Paul's message.
- The men sat down and spoke to the women who had gathered.



4 3 2 1 5 6 7



Day 3

Fill in the blank of the prayer below and then read it out loud to God, asking God to help you see what your gifts are.

“Dear God, thank You for the story of Lydia, a woman who used the gifts you gave her so she could help the good news of Jesus take root in a brand-new place. I know you gave me gifts as well—gifts I can use to point others to Jesus’ unique story as well. One gift that I have is _____

Help me to see how I can use that gift to help others in Your name. And please also help me to learn more about the gift and the ways I can improve on what you’ve given me so that I can make a difference too! In Jesus’ Name, I pray. Amen.”

Day 4

What are your gifts?

Just like when we talked about how God made us unique, sometimes it’s hard to see ourselves clearly. That blank in the prayer from yesterday may have tripped you up again if you’re uncertain as to the gifts God has given you. So today, find a few friends and family members who can help you see what gifts God has given you—and bonus, you can help them discover their own gifts or encourage them in their gifts.

Grab a sheet of paper, cut it in half, and find two writing utensils. Find one person who knows you well and present a challenge to them: each of you will write down at least two ways that you see God has gifted the other person. Next to that, you will write two ways you believe God has gifted you. When both of you are done, compare notes. How many matched up? Take a minute to share with each other how you see that gift displayed in each other’s lives and talk about how you can use your gifts to make a difference.

Then, rinse and repeat. Find two more people who you can repeat the exercise with. When you’re done with all three, sit down with the papers and look at the answers from the different people. Were they mostly the same? Did you discover anything about yourself? Save all the lists to use for tomorrow.

Day 5

Similar to last week, make a plan for how you can **use your gifts to make a difference**.

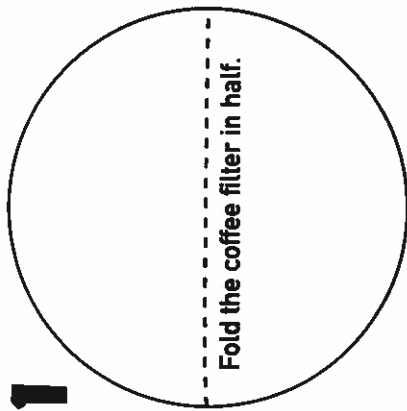
Think back to yesterday. What did your friends say are some of your gifts? How can you use them to make a difference? Use the following example as inspiration, then make your own plan to make a difference!

- **What gifts God gave me:** Gave me the talent of being a fast runner.
- **How my gift(s) can make a difference:** I can help raise money for charities by running 5Ks.
- **When/where I can put this plan into action:** I need to research upcoming races in my area.
- **What do I need to put this plan into action:** My parent to drive me; money to register

My plan:

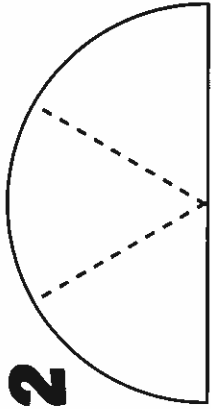
- What gifts God gave me:
- How my gift(s) can make a difference:
- When/where I can put this plan into action:
- What I need to put this plan into action:





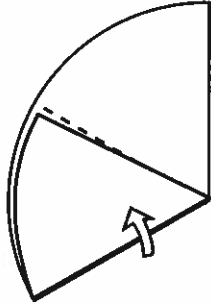
Fold the coffee filter in half.

2



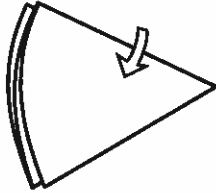
The fold it two more times...

3




like this...

4



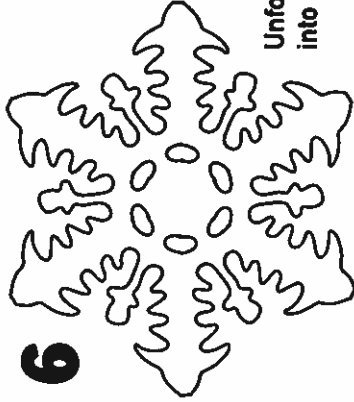
until it looks like a slice of pizza.

5







Cut notches onto the slice however you like!

6



Unfold the pizza... into a SNOWFLAKE!



Your coffee filter snowflake may look like one of these!

What to Do:

Print on paper, one for each Small Group.

"Snowflakes" Activity Page

February 2025, Week 3, Small Group 2-3

©2024 The reThink Group, Inc. All rights reserved.

I have...

I have...

I like to...


I like to...

I KNOW HOW TO...

I KNOW HOW TO...

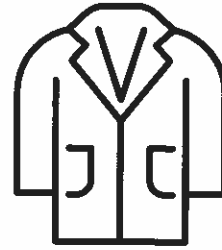
What to Do:
Print on cardstock and cut apart, one set for every kid.

"Gift Cards" Activity Page
February 2025, Week 3, Preteen Small Group
©2024 The reThink Group, Inc. All rights reserved.



Safety Glasses

Talk about a problem that had to be solved in today's Bible Story.




Lab Coat

How did Lydia use her gifts to make a difference?



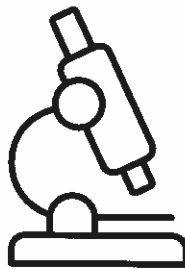
Test Tube

Think about the unique way God made you. What are you good at?




Beaker

What was something unusual or out-of-the-ordinary that happened in today's Bible Story?



Microscope

How did God show up in today's story?




Chemical Reaction

What are some ways you can make a difference with your skills, gifts, and possessions in a way that helps others and makes a difference?


What to Do:
Print on cardstock and cut apart, three sets for every Small Group.

"Science Lab Review" Activity Page
February 2025, Week 3, Preteen Small Group
©2024 The reThink Group, Inc. All rights reserved.




What to Do:
Print on cardstock, one set for each Small Group.

"Bible Story Photos" Activity Page
February 2025, Week 3, Small Group 2-3
©2024 The reThink Group, Inc. All rights reserved.




What to Do:
Print on cardstock, one set for each Small Group.

"Bible Story Photos" Activity Page
February 2025, Week 3, Small Group 2-3
©2024 The reThink Group, Inc. All rights reserved.



What to Do:
Print on cardstock, one set for each Small Group.

"Bible Story Photos" Activity Page
February 2025, Week 3, Small Group 2-3
©2024 The reThink Group, Inc. All rights reserved.



What to Do:
Print on cardstock, one set for each Small Group.

"Bible Story Photos" Activity Page
February 2025, Week 3, Small Group 2-3
©2024 TheReThink Group, Inc. All rights reserved.