

Elementary



Eye Spy: Get a clue about what to do

Initiative is seeing what needs to be done and doing it.



MEMORY VERSE

None of you should look out just for your own good. Each of you should also look out for the good of others.

Philippians 2:4, NIV

Talk About the Bible Story

Open the Bible together and read John 1:35-45 or watch the video together on the Parent Cue app.

Engagement Questions

- Who first told you about Jesus?
- What's your favorite thing about Jesus?
- How can you **look for ways to tell** others about Jesus this week?

Faith and Character Activity

Scan the QR code below for activities to guide kids at every phase to trust Jesus in a way that changes how they see God, themselves, and the rest of the world.



Scan the QR code to get started

Prayer

"Dear God, thank You for making the first move to restore our relationship with You by giving us Jesus! Thank You that Jesus is always with us, walking alongside us through every situation. Help us to keep our eyes open to the needs of others and to share how Jesus has changed our lives with them. We love You, and we pray these things in Jesus' name. Amen."

Weekly Parent Cues

Elementary

ENGAGE IN EVERYDAY MOMENTS TOGETHER



Morning Time

As your kid starts their day, tell them something you love about them.



Meal Time

At a meal this week, have everyone at the table answer this question: "What are some ways you can start a conversation about Jesus with someone?"



Drive Time

While on the go, ask your kid: "When you have good news, who are some people you most want to share it with?"



Bed Time

Pray for each other: "Show us someone in our lives who needs to hear about You, and give us the courage and compassion to talk with them about You."

More Ways to Engage with Your Kid



Faith & Character Activities



Worship Song of the Month

Download the Parent Cue app

AVAILABLE FOR APPLE AND ANDROID DEVICES



PC PARENT CUE

Initiative is seeing what needs to be done and doing it.

Read: Mark 16:15

DAY

1

Sharing Jesus

With your grownup, write the words "Jesus," "Love," "Hope," and "Kindness" on separate pieces of paper. Have your grownup hide these words around the room. Grab a flashlight and search for the hidden words using your light. When a word is found, talk about how you can share that with others and shine Jesus' light.

LOOK for ways to share Jesus with others by using your words and actions.

DAY

2

Tell the World

On a paper plate, draw pictures or write words about ways to tell others about Jesus (e.g., "pray," "help a friend," "share a Bible story." Find a coin or other small object you can toss on the plate, and wherever it lands, share the name of a person you can tell about Jesus using that idea. Repeat a few times, then pick one idea that you will use this week and one person you will talk to about Jesus!

THANK God for giving us creative ideas to tell others about Jesus.

DAY

3

Go and Tell

Mark 16:15 tells us to "Go into all the world. Preach the good news to everyone." Write the name of someone who you can pray for today who needs to hear the good news of Jesus.

KNOW that you can pray for those you know and those you don't. We all need Jesus!

DAY

4

See Others


We should see others the way God sees them, but that isn't always easy. Pray and ask God to help you.

"Dear God, thank You for Jesus and the good news we get to share with others. Please help us see ways to tell our family, friends, and everyone we meet about Your love. Show us how to use kind words and actions to spread Your light. Amen."

ASK God to help you see others.




Look for ways to tell others about Jesus.






What to Do:
Print on 11" x 17" paper, one for every kid.



1



2




3



4



5



6

What to Do:
Print on cardstock and cut apart, one set for every four kids.


"Memory Verse Mix-Up" Activity Page NlrV
May 2025, Week 4, Small Group K-1
© 2025 Amazing Life Foundation, Inc. All rights reserved.



7



8



9



10



11

What to Do:


Print on cardstock and cut apart, one set for every four kids.

"Memory Verse Mix-Up" Activity Page NIV

May 2025, Week 4, Small Group K-1

© 2025 Amazing Life Foundation, Inc. All rights reserved.

- | | | | | | | | |
|---|------------|---|--------|---|-------|---|-------|
| 1 | DARK BLUE | 3 | ORANGE | 5 | RED | 7 | BROWN |
| 2 | LIGHT BLUE | 4 | YELLOW | 6 | GREEN | 8 | GRAY |



What to Do:
Print on paper, one for every kid.

"Mission Accomplished" Activity Page NIRV
May 2025, Week 4, Small Group K-5 Starter
© 2025 Amazing Life Foundation, Inc. All rights reserved.