

JUNE 2025	Elementary WEEKLY CUES	
<div data-bbox="284 1969 308 2053">Theme</div> <div data-bbox="332 1711 479 2053"> <h1>Indescribable: Your Creator has No Limits</h1> </div> <div data-bbox="535 1690 649 2053"> <p>Creativity is imagining what you could do because you were made in God's image.</p> </div> <div data-bbox="852 1816 1047 1984"> </div>	<div data-bbox="284 1480 308 1606">Week Four</div> <div data-bbox="332 1312 381 1606"> <p>Four Friends Who Helped Mark 2:1-12</p> </div> <div data-bbox="430 1470 462 1606">Say This</div> <div data-bbox="479 1228 503 1606"> <p>God created you to work with others.</p> </div> <div data-bbox="552 1480 584 1606">Do This</div> <div data-bbox="609 1512 698 1606"> </div> <div data-bbox="714 1480 738 1606">Drive Time</div> <div data-bbox="755 1197 901 1606"> <p>While in the car, ask your child to look around outside and take turns finishing this sentence, "God is so creative, He created..." Then, talk about your favorite creation and why.</p> </div>	<div data-bbox="1177 1753 1201 1963">REMEMBER THIS</div> <div data-bbox="1226 1701 1372 2016"> <p>"Lord, you are great. You are really worthy of praise. No one can completely understand how great you are." Psalm 145:3, NIV</p> </div> <div data-bbox="1315 1291 1469 1386"> </div>

When kids begin to understand they are made in the image of God, they tend to look at the world and themselves in a different way.

For blog posts and parenting resources, visit TheParentCue.org

 PARENT CUE

Download the free Parent Cue App
AVAILABLE FOR IOS AND ANDROID DEVICES

Creativity is imagining what you could do because you were made in God's image.

Read 1 Corinthians 12:12

WEEK
4
K-1ST

DAY
1

Work Together

Gather a few friends or family members and work towards the goal of building the biggest tower ever! You can use blocks, boxes, whatever stacks works. BUT the twist is you each need to put a hand behind your back before you start! Work together to build a tower with only one hand available! Can you do it? Go!

Know that when you work together, big things can happen.

DAY
2

The Whole Body

Gather some craft supplies that you can use to draw. On your paper draw a picture of a body. A stick figure would work great! After you have drawn your body, grab a Bible and open up to **1 Corinthians 12:12**. Read it aloud and then take some time and write this week's verse somewhere on the page! Hang this somewhere you can read your verse daily!

Look for ways that you can work together to tell everyone about Jesus.

DAY
3

Spread the Good Word!

We can do more together than anyone can do by themselves. To practice this, play the game telephone.

Here's how to play: Gather some friends and all sit together in a circle or line close enough to be able to whisper to each other. The first person will whisper a phrase about Jesus into the ear of the person next on their right. The players will keep whispering the phrase to their neighbors until it reaches the last person in line. The last person will shout out the phrase and hopefully it will be similar to how it started.

If you need some help, here are a few examples:
Jesus loves you. You are creative!
Jesus loves when we work together.

Ask God to give you chances to talk to others about Him.

DAY
4

Work Together to Pray

Gather some more friends or family members and pray together! Thank God for creating you. Thank God for being so creative. Thank God for sending Jesus. Thank God for giving you a mind to think and a mouth to speak about Him!

Thank God for creating others to pray with you.

God created you to
work with others.

PARENT CUE

GOD CREATED YOU TO WORK
WITH OTHERS.



**"LORD, YOU ARE GREAT. YOU ARE REALLY WORTHY OF PRAISE.
NO ONE CAN COMPLETELY UNDERSTAND HOW GREAT YOU ARE." PSALM 145:3 (NIRV)**

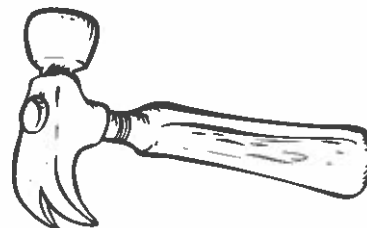

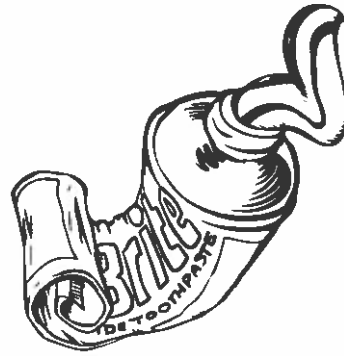



What to Do:

Print on cardstock and cut apart. Provide one set for every four kids.

"Hole in the Roof, NIRV" Activity Page

August 2020, Week 4, Small Group K-1
©2020 The reThink Group, Inc. All rights reserved.


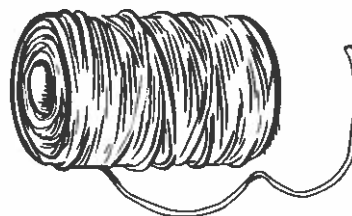

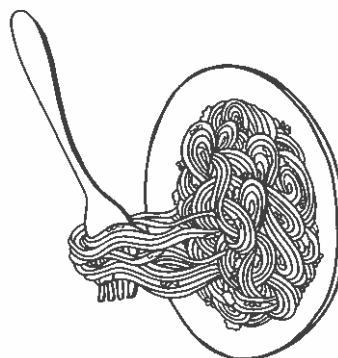




What to Do:

Print on cardstock and cut apart. Provide one set for every two kids.

"Better . . . Together Cards" Activity Page 1/2

August 2020, Week 4, Small Group K-1
©2020 The reThink Group, Inc. All rights reserved.



What to Do:

Print on cardstock and cut apart. Provide one set for every two kids.

"Better . . . Together Cards" Activity Page 2/2

August 2020, Week 4, Small Group K-1
©2020 The reThink Group, Inc. All rights reserved.

TOGETHER MIX



2 cups rice square cereal



2 cups chocolate O's cereal



2 cups mini pretzels



1 cup raisins



1 cup candy-coated chocolate pieces



Combine in a bowl.

MIX AND ENJOY!

What to Do:

Print one for each Small Group.

"Mix Together" Activity Page

August 2020, Week 4, Small Group K-1

©2020 ThereThink Group, Inc. All rights reserved.